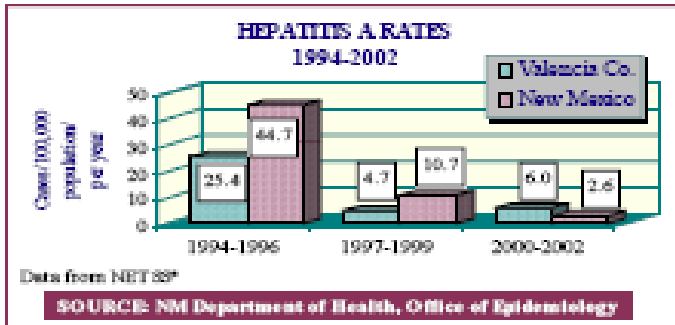


Infectious Disease Indicators

INFECTIOUS / COMMUNICABLE DISEASE - GASTROINTESTINAL DISEASES

GASTROINTESTINAL DISEASES

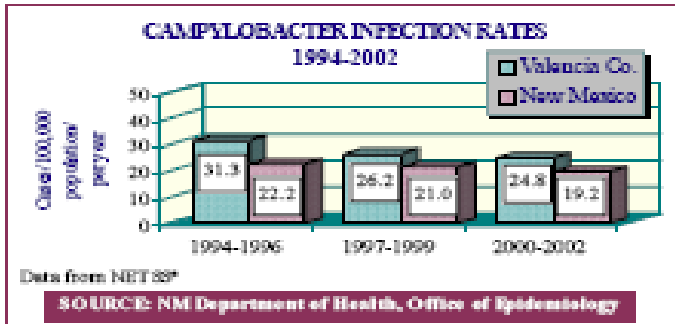


HEPATITIS A
NUMBER OF CASES

Year	Valencia Co.	New Mexico
1994-1996	43	2,254
1997-1999	9	337
2000-2002	12	141

Data from NETSS*

SOURCE: NM Department of Health
Office of Epidemiology




CAMPYLOBACTER INFECTION
NUMBER OF CASES

Year	Valencia Co.	New Mexico
1994-1996	53	1,117
1997-1999	50	1,093
2000-2002	50	1,059

Data from NETSS*

SOURCE: NM Department of Health
Office of Epidemiology

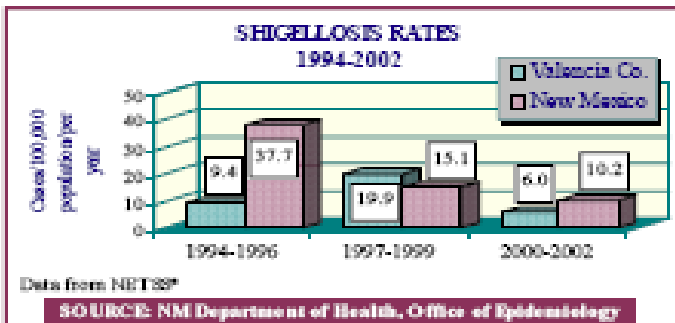


SALMONELLOSIS
NUMBER OF CASES

Year	Valencia Co.	New Mexico
1994-1996	31	1,016
1997-1999	37	984
2000-2002	23	856

Data from NETSS*

SOURCE: NM Department of Health
Office of Epidemiology



SHIGELLOSIS
NUMBER OF CASES

Year	Valencia Co.	New Mexico
1994-1996	16	1,900
1997-1999	38	786
2000-2002	12	560

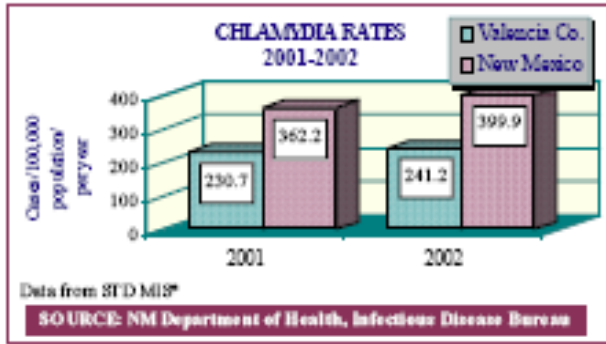
Data from NETSS*

SOURCE: NM Department of Health
Office of Epidemiology

*National Electronic Telecommunication System for Surveillance (NETSS)

INFECTIOUS / COMMUNICABLE DISEASE - SEXUALLY TRANSMITTED DISEASES

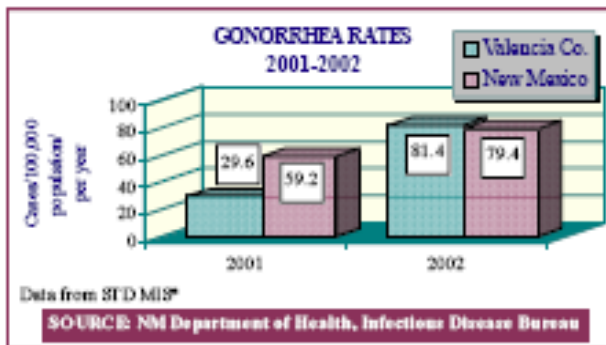
SEXUALLY TRANSMITTED DISEASES



CHLAMYDIA NUMBER OF CASES

Year	Valencia Co.	New Mexico
2001	158	6,669
2002	163	7,419

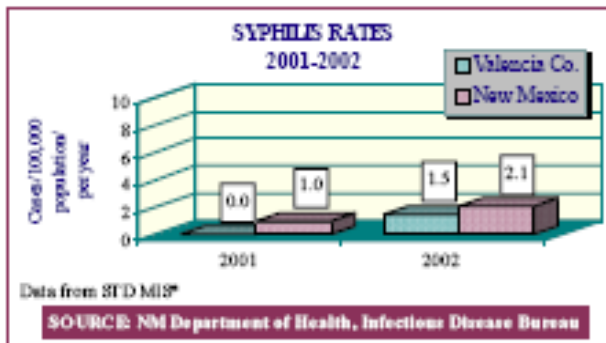
Data from STD MIS*
SOURCE: NM Department of Health Infectious Disease Bureau



GONORRHEA NUMBER OF CASES

Year	Valencia Co.	New Mexico
2001	20	1,090
2002	55	1,472

Data from STD MIS*
SOURCE: NM Department of Health Infectious Disease Bureau



SYPHILIS NUMBER OF CASES

Year	Valencia Co.	New Mexico
2001	0	19
2002	1	39

Data from STD MIS*
SOURCE: NM Department of Health Infectious Disease Bureau

NOTE: The scales on the above graphs are not comparable.

*Sexually Transmitted Disease Management Information System (STD MIS)